



AMG STA upgrade AMG STA SE technical manual

1 • Remove the screws inside the red frame




2 • Remove the AMG STA top cover


3 • Desolder the solder joints circled in yellow




4 • Remove the screws inside the red frame




5 • Remove all circuit boards



6 • Replacing the circuit board of the upgrade kit



7 • Re-solder the desoldered joints



8 • Check that all wires are connected correctly

